

# BPS Learning from home - ES1, Week 9 - OFFLINE






You may need help from a parent/carer to complete your Home Learning tasks. This program does not require you to use a device or access resources online. Please keep a record of the work that you complete.

Week offline	Monday	Tuesday	Wednesday	Thursday	Friday
<b>Morning</b>	<p><b>English - Phonics</b></p> <p>Task- Go through sounds and words from unit 1 and 2. Refer to phonics list for ideas.</p> <p>Something Easier- Focus on single sounds/ review unit 1</p> <p>Challenge- Focus on making sentences with focus words</p> <p><b>English - Sight Words</b></p> <p>Task- Pick one activity from the sight word choice board or Word Work grid to use with your list</p> <p><b>English - Reading</b></p>	<p><b>English - Phonics</b></p> <p>Task- Go through sounds and words from unit 1 and 2. Refer to phonics list for ideas.</p> <p>Something Easier- Focus on single sounds/ review unit 1</p> <p>Challenge- Focus on making sentences with focus words</p> <p><b>English - Sight Words</b></p> <p>Task- Pick one activity from the sight word choice board or Word Work grid to use with your list</p> <p><b>English - Reading</b></p>	<p><b>English - Phonics</b></p> <p>Task- Go through sounds and words from unit 1 and 2. Refer to phonics list for ideas.</p> <p>Something Easier- Focus on single sounds/ review unit 1</p> <p>Challenge- Focus on making sentences with focus words</p> <p><b>English - Sight Words</b></p> <p>Task- Pick one activity from the sight word choice board or Word Work grid to use with your list</p> <p><b>English - Reading</b></p>	<p><b>English - Phonics</b></p> <p>Task- Go through sounds and words from unit 1 and 2. Refer to phonics list for ideas.</p> <p>Something Easier- Focus on single sounds/ review unit 1</p> <p>Challenge- Focus on making sentences with focus words</p> <p><b>English - Sight Words</b></p> <p>Task- Pick one activity from the sight word choice board or Word Work grid to use with your list</p> <p><b>English - Reading</b></p>	<p><b>English - Phonics</b></p> <p>Task- Play eye spy using words starting with the sounds from unit 1 &amp; 2. Refer to phonics list for ideas.</p> <p>Something Easier- Focus on unit 1</p> <p>Challenge- Try sounding out the words and write them down</p> <p><b>English - Sight Words</b></p> <p>Task- Pick one activity from the sight word choice board or Word Work grid to use with your list</p> <p><b>English - Reading</b></p>

<p>Task- Read a picture book with your child. Ask comprehension question: What happened in the beginning, middle and end.</p> <p>Challenge - draw a picture and write a sentence about the story.</p> <p><b>English - Writing</b></p> <p>Task- Students write: 'On the weekend I went _____.'</p> <p>Something Easier- Students can copy your writing.</p> <p>Challenge- Students write the sentence independently.</p>	<p>Task- Read a picture book with your child. Ask comprehension question: Who was your favourite character? Why?</p> <p>Challenge - draw a picture and write a sentence about the story.</p> <p><b>English - Writing</b></p> <p>Task- Write sentence "I like _____. Provide the sight word. See if your child can sound out some/ all of the rest.</p> <p>Something Easier- Students can copy your writing.</p> <p>Challenge- Write more than one sentence or add a describing word e.g. <i>I like pretty flowers.</i></p>	<p>Task- Read a picture book with your child. Ask comprehension question: What was your favourite part of the story? Why?</p> <p>Challenge - draw a picture and write a sentence about the story.</p> <p><b>English - Writing</b></p> <p>Task- Students write: 'I can see a _____.' See if your child can sound out some/ all of this.</p> <p>Something Easier- Students can copy your writing.</p> <p>Challenge- Write more than one sentence or add a describing word e.g. <i>I can see a fluffy dog.</i></p>	<p>Task- Read a picture book with your child. Ask comprehension question: What do you think could happen next in the story? Why?</p> <p>Challenge - draw a picture and write a sentence about the story.</p> <p><b>English - Writing</b></p> <p>Task- 'I can see the _____.' See if your child can sound out some/ all of this.</p> <p>Something Easier- Students can copy your writing.</p> <p>Challenge- Write more than one sentence or add a describing word e.g. <i>I can see the happy boy.</i></p>	<p>Task- Read a picture book with your child. Ask comprehension question: What does this story remind you of?</p> <p>Challenge - draw a picture and write a sentence about the story.</p> <p><b>English - Writing</b></p> <p>Task- Practise writing your name with correct letter formation in different colours</p> <p>Something Easier- Trace your name in different colours</p> <p>Challenge- Write 3 sentences. Change to a new colour after each full stop.</p>	
<p><b>Break</b></p>					



<p><b>Middle</b></p>	<p><b>Handwriting</b></p> <p>Task- Complete 1 letter (double page spread) from the handwriting booklet. Focus on correct letter formation.</p> <p><b>Number</b></p> <p>Count forwards from any number in the range of 1-30</p> <p>Something Easier- 1-10</p> <p>Challenge- 1-100+</p> <p>Task- Count how many you can do in a row:</p> <ul style="list-style-type: none"> <li>- Star jumps</li> <li>- Spins in a circle</li> <li>- Hop on one leg</li> <li>- What were you best at?</li> </ul> <p><b>Family check in</b></p> <p>How are you feeling today? Or what number are you feeling out of 10 today?</p>	<p><b>Fine Motor</b></p> <p>Pick an activity from the grid.</p> <p><b>Number</b></p> <p>Count forwards from any number in the range of 1-30</p> <p>Something Easier- 1-10</p> <p>Challenge- 1-100+</p> <p>Task- Go on a number hunt around your house. Write down the numbers you find. What room were most numbers found?</p> <p><b>Family check in</b></p> <p>What was something you found challenging today?</p>	<p><b>Handwriting</b></p> <p>Task- Complete 1 letter (double page spread) from the handwriting booklet. Focus on correct letter formation.</p> <p><b>Number</b></p> <p>Count forwards from any number in the range of 1-30</p> <p>Something Easier- 1-10</p> <p>Challenge- 1-100+</p> <p>Play a board game or card game involving numbers with your family. E.g. UNO or Snakes and Ladders</p> <p><b>Family check in</b></p> <p>What was something you enjoyed doing today?</p>	<p><b>Fine Motor</b></p> <p>Pick an activity from the grid.</p> <p><b>Maths</b></p> <p>Task - Find some small objects around the house to trace as 2D shapes. E.g. egg ring, highlighter etc. Draw a picture by tracing these objects.</p> <p><b>Family check in</b></p> <p>What was something you learned or got better at today?</p>	<p><b>Handwriting</b></p> <p>Task- Complete 1 letter (double page spread) from the handwriting booklet. Focus on correct letter formation.</p> <p><b>TEN</b></p> <p>Task- Focus on numeral 10. Refer to the TEN template.</p> <p><b>Maths</b></p> <p>Watch and sing: <a href="https://www.youtube.com/watch?v=WTeqUejf3D0&amp;t=116s">https://www.youtube.com/watch?v=WTeqUejf3D0&amp;t=116s</a></p> <p>Task - Students complete 2D shape worksheet</p> <p><b>Family check in</b></p> <p>What is something you are grateful for?</p>
----------------------	--	---	---	--	--

Break					
<p><b>Afternoon</b></p>	<p style="text-align: center;"><b>Lizard Hats!</b></p>  <p style="text-align: center;"><b>Science</b></p> <p>Let's figure out what would be the best stuff to use in your home to make LIZARD HATS!</p> <p>The hat needs to protect from the SUN. Which means that we need to find stuff that blocks LIGHT from going through it.</p> <p>With someone's help, let's have a bit of a scavenger hunt around your home to find some options we may use to make a hat. See if you can find:</p> <ol style="list-style-type: none"> <li>1 Kitchen sponge</li> <li>2 Toilet paper</li> <li>3 Paper bag</li> <li>4 Sock</li> <li>5 Foil</li> <li>6 Glad wrap / cling film</li> <li>7 Paper towel</li> <li>8 Wax paper / baking paper</li> <li>9 Paper</li> <li>10 Tea Towel</li> </ol> <p><i>(parents note! Use whatever materials you have laying about,</i></p>	<p style="text-align: center;"><b>Philosophy</b></p>  <p>In the story '<i>Frog Finds a Treasure</i>' frog digs up a very very old rock. He gives this to Little Bear as a special treasure.</p> <p>Do you think this is a treasure or not?</p> <p>If you dig up a buried treasure, is it yours?</p>  <p>Draw three treasures that you have. Put a circle around your favourite treasure.</p>	<p style="text-align: center;"><b>Library</b></p> <p>Choose a book to read with mum and dad.</p> <ul style="list-style-type: none"> <li>→ Before you read the book, look at the front cover, the back cover and the in pages of the book. Can you guess what the story might be about?</li> <li>→ What is the name of the Author?</li> <li>→ What is the name of the Illustrator?</li> <li>→ What if there is only one name on the front?</li> </ul> <p>Read the story. Reflect after the story.</p> <ul style="list-style-type: none"> <li>→ Was your prediction correct?</li> <li>→ Who was the main character/s</li> <li>→ Did you see anything interesting in the book that you might have seen before in real life e.g. I saw the harbour bridge in this story, remember when we went to circular quay and saw the harbour bridge.</li> </ul> <p>Go onto YouTube and choose a StoryLine Online book to watch..</p>	<p style="text-align: center;"><b>Creativity</b></p> <p>Use recycled materials or objects around the house to make a city. Challenge- can you label each part?</p> <p style="text-align: center;"><b>Life Skills</b></p> <p>Take your family and/ or a pet for a walk. Challenge- How many stairs did you go up or down?</p>	<p style="text-align: center;"><b>PDHPE</b></p> <p>Task- Draw three ways you can keep your body healthy.</p> <p>Task - Make an obstacle course around your backyard or house. See if you can beat your time!</p>

just make sure that the only thing that is light proof is the foil - way easier down the line when we start making tiny hats!)

Now time to find a torch! Maybe you could use the one on your parents phone if you can't find one. Put each material in front of the torch to see which of these materials lets light through.

### PICTURE EXAMPLES



**Which material would work to make a LIZARD HAT?**

Material	NO light	A BIT of light	LOTS of light
1 Kitchen sponge			
2 Toilet paper			
3 Paper bag			
4 Foil			
5 Foil			
6 Glass wrap / cling film / Paper towel			
7 Paper towel			
8 White paper / baking paper			
9 Paper			
10 Tea Towel			